

ZTW Car Bluetooth Module User Manual

Thanks for purchasing the ZTW Bluetooth Module , please read this manual carefully before using it. Please also note the using conditions and technical parameters of this product.

01 INTRODUCTION

This product uses Bluetooth communication technology to realize the communication connection between cell phones and ESCs. After installing ZTW Bluetooth APP, the user can monitor the ESC data in real time, set the ESC parameters, and upgrade the firmware of the ESCs, etc., on the cell phone.

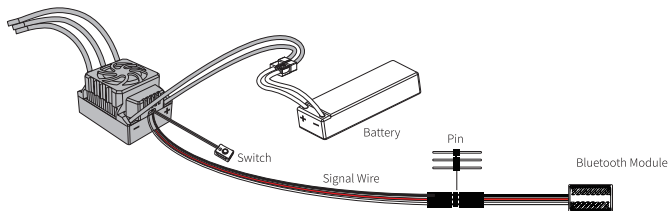
02 Suitable for the following ESC

1. Beast G2 Series ESC;
2. Beast Pro 160A G2 ESC.

03 Connection Description

3.1 Beast G2 Series ESC :

According to the connection diagram as show below, connect the ESC signal cable with the Bluetooth module cable. A special pins should be needed when connecting both of them, pay attention to the same colour cable should be connected correspondingly, and then connect the ESC to the battery.



3.2 Beast Pro 160A G2 ESC:

According to the connection diagram as show below, connect the Bluetooth module with the ESC, and then connect the ESC to the battery.



04 ZTW APP download instructions

(1) Android Version:

1. Scan the QR code to download the App (ZTW) with any search engine.
2. Choose "ALLOW" for all the pop-up questions to install the APP, and turn on Location Services & Bluetooth on your phone, and then click "CONNECT" to connect the ESC.

(2) iPhone Version:

1. Scan the QR code or search "ZTW" in Apple Store to download and install the App.
2. Choose "ALLOW" for all the pop-up questions to install the APP, and turn on Location Services & Bluetooth on your phone, and then click "CONNECT" to connect the ESC.



Shenzhen ZTW Model Science & Technology Co.,Ltd

ADD: 2/F, Block 1, GuanFeng Industrial Park, Jiuwei, Xixiang, Baoan, Shenzhen, China, 518126

TEL: +86 755 29120026, 29120036 FAX: +86 755 29120016 WEBSITE: www.ztwoem.com EMAIL: support@ztwoem.com

中特威车模蓝牙模块说明书

尊敬的客户,感谢您购买和使用本产品,使用前请认真阅读此说明书,另外请注意此产品的使用条件及技术参数。

01 产品简介

本产品使用蓝牙通信技术,实现手机与电调的通信连接,客户安装中特威蓝牙APP后,可在手机APP上实时监测电调数据、设定电调参数、电调固件升级等功能。

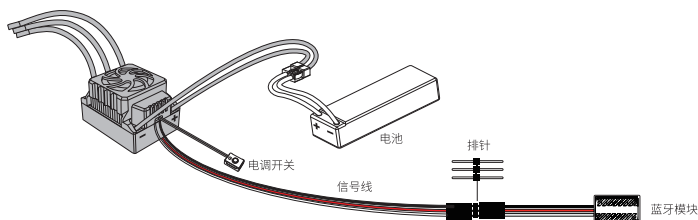
02 使用范围

1. Beast G2系列电调;
2. Beast Pro 160A G2.

03 连接说明


3.1 Beast G2系列:

根据如下连接图所示,将电调信号线与蓝牙模块排线相连,连接处需使用特制排针,注意同色线需对应连接,然后再将电调与电池相连。



3.2 Beast Pro 160A G2电调:

根据如下连接图所示,将蓝牙模块连接到电调,然后再将电调与电池相连。



04 中特威APP下载说明

安卓版:

- 1) 用浏览器扫描右方二维码,下载APP(ZTW)安装包。
- 2) 允许所有权限并安装APP(ZTW),打开手机GPS和蓝牙,进入APP(ZTW)后点击CONNECT选择电调蓝牙并连接。

IOS版:

- 1) 扫描右方二维码或苹果APP商城搜索“ZTW”,找到APP(ZTW)后点击安装。
- 2) 允许所有权限然后安装APP(ZTW),打开手机GPS和蓝牙,进入APP(ZTW)后点击CONNECT选择电调蓝牙并连接。



深圳市中特威科技有限公司

地址:深圳市宝安区西乡街道九围新村冠锋工业园一栋二楼

电话: +86 755 29120026, 29120036 传真: +86 755 29120016

网址: www.ztwoem.com 邮箱: support@ztwoem.com