

SET-UP SHEET

X4F'24 SET-UP SHEET VER.1 ©XRAY

XRAY X4F'24

RACE **Basic For Low Grip - ASPHALT**

TRACK _____

NAME **XRAY Factory** DATE _____

TRACK TEMP.	QUAL POS.	FINAL POS.	BEST LAP TIME	LAPS	TIME
			/sec	/	

TRACK

TRACK SURFACE CARPET ASPHALT

TRACK LAYOUT TECHNICAL MIXED FAST

TRACTION LOW MEDIUM HIGH

FRONT TRANSMISSION REAR

GEAR DIFFERENTIAL - OIL **200K** /cst

PINION / T _____ SPUR GEAR / T _____ FINAL DRIVE RATIO _____

FRONT	SHOCKS	REAR
2.5-2.8	XRAY SPRINGS	2.6
350	OIL /Cst	350
0	REBOUND %	0
<input type="checkbox"/> YES <input checked="" type="checkbox"/> NO	FOAM INSERTS	<input type="checkbox"/> YES <input checked="" type="checkbox"/> NO

4 HOLES 1.1mm 1.2mm PSS

4 HOLES 1.1mm 1.2mm PSS

SHOCK LENGTH **8.5** /mm

1.2 THICKNESS/mm **ANTI-ROLL BAR** THICKNESS/mm **1.2**

HUDY **TIRES** **HUDY**

HUDY **ADDITIVE** **HUDY**

30min **ADDITIVE TIMING** **30min**

FRONT LEFT FRONT RIGHT REAR LEFT REAR RIGHT

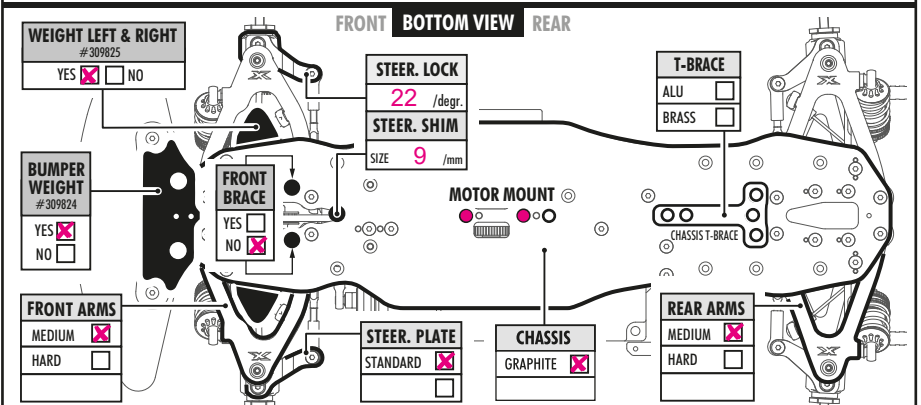
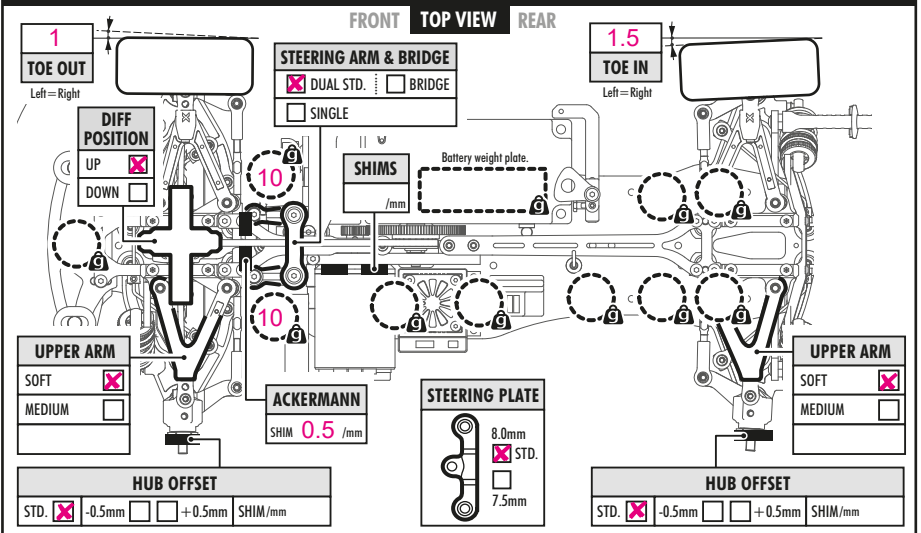
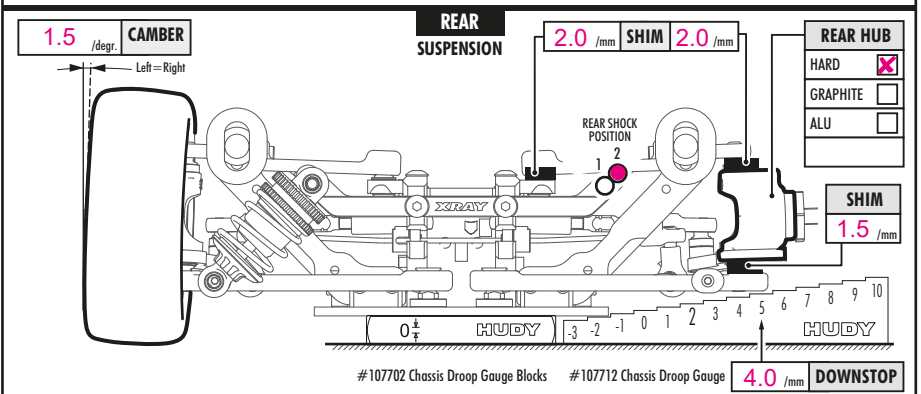
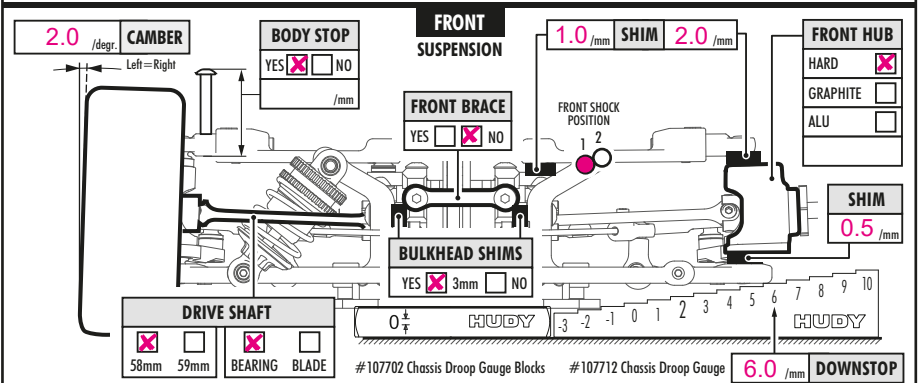
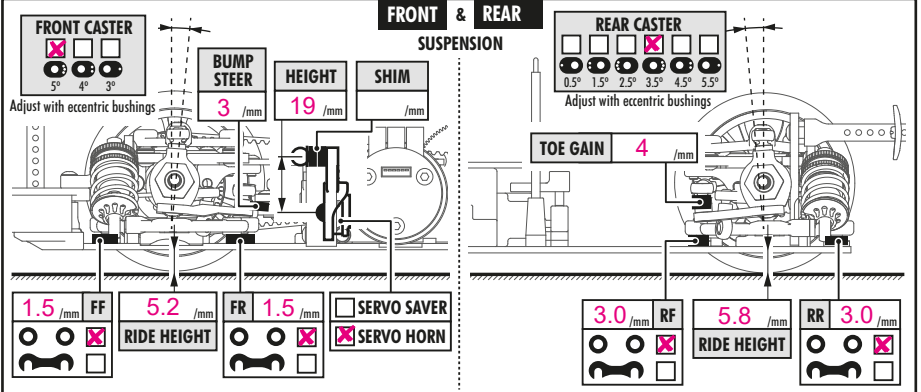
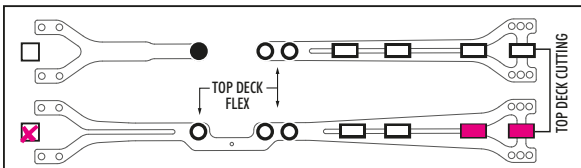
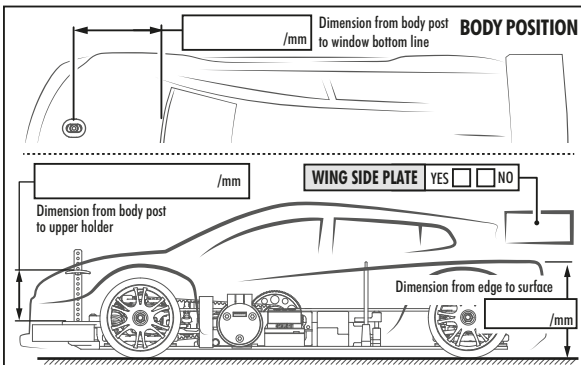
TREATED AREA

TOTAL WEIGHT _____ /g WEIGHT BALANCE FRONT _____ % REAR _____ %

MOTOR _____ TIMING _____

ESC _____ BATTERIES _____

BODY _____ WING _____



COMMENTS