

Name: _____ Date: _____ Event: _____ Track: _____

Track Conditions

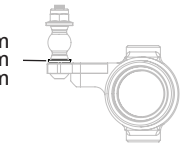
| | | | | | | | |
|----------------------------------|--------------------------------|---------------------------------|--------------------------------------|--------------------------------------|--------------------------------|-----------------------------------|------------------------------------|
| <input type="checkbox"/> Indoor | <input type="checkbox"/> Tight | <input type="checkbox"/> Smooth | <input type="checkbox"/> Hard Packed | <input type="checkbox"/> Blue Groove | <input type="checkbox"/> Wet | <input type="checkbox"/> Low Bite | <input type="checkbox"/> High Bite |
| <input type="checkbox"/> Outdoor | <input type="checkbox"/> Open | <input type="checkbox"/> Rough | <input type="checkbox"/> Loose/Loamy | <input type="checkbox"/> Dry | <input type="checkbox"/> Dusty | <input type="checkbox"/> Med Bite | <input type="checkbox"/> Other |

Front Suspension

| | |
|----------|--|
| Ride Ht | |
| Camber | |
| Toe | |
| Sway Bar | |
| Notes: | |

- 0mm
- 1mm
- 2mm

- 2mm
- 3mm
- 4mm



- PI
- AI
- 17.5
- 20

- 1mm
- 2mm

- Incline
- STD

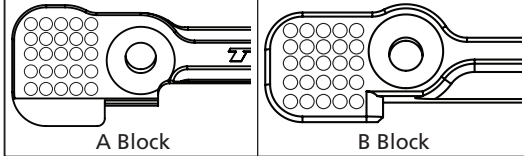
Steering Arm
 A
 B

- 3
- 2
- 1

- 5
- 4
- 3
- 2
- 1

- 4
- 3
- 2
- 1

- Outside
- Inside



A Block

B Block

Rear Suspension

| | |
|----------|--|
| Ride Ht | |
| Camber | |
| Sway Bar | |
| Notes: | |

- C
- B
- A

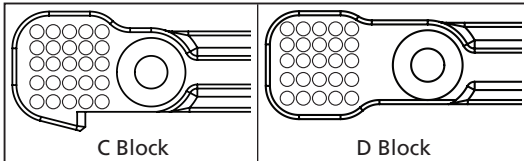
- 5
- 4
- 3
- 2
- 1

- 4
- 3
- 2
- 1

- STD
- +1mm
- +2mm

- Inside
- Middle
- Outside

- 0
- 1
- 2
- 3
- 4



C Block

D Block

Chassis

| Differentials | Front | Center | Rear |
|---------------|--|--|--|
| Fluid | | | |
| Pins | <input type="checkbox"/> AL <input type="checkbox"/> STL | <input type="checkbox"/> AL <input type="checkbox"/> STL | <input type="checkbox"/> AL <input type="checkbox"/> STL |
| Case | <input type="checkbox"/> STD <input type="checkbox"/> HD | <input type="checkbox"/> STD <input type="checkbox"/> HD | <input type="checkbox"/> STD <input type="checkbox"/> HD |

| Wing |
|--------------------------------------|
| Brand |
| <input type="checkbox"/> Wicker Bill |
| |

| Engine and Clutch | | |
|-------------------|----------------|--|
| Engine | Fuel | |
| Glow Plug | Head Clearance | |
| Pipe/Header | Gearing | |
| Clutch Shoes | Clutch Springs | |
| Th Servo | St Servo | |
| Rx Pack | Flywheel | <input type="checkbox"/> AL <input type="checkbox"/> STL |

| Shocks | Front | Rear |
|------------|---|---|
| Shock Type | <input type="checkbox"/> Bladder <input type="checkbox"/> Re Bladder <input type="checkbox"/> Emulsion <input type="checkbox"/> Vented | <input type="checkbox"/> Bladder <input type="checkbox"/> Re Bladder <input type="checkbox"/> Emulsion <input type="checkbox"/> Vented |
| Shaft Dia | <input type="checkbox"/> 3.5 <input type="checkbox"/> 4.0 | <input type="checkbox"/> 3.5 <input type="checkbox"/> 4.0 |
| Piston | | |
| Oil | | |
| Spring | | |
| Stroke | | |
| Droop | | |

| Tires | Front | Rear |
|----------|-------|------|
| Brand | | |
| Tread | | |
| Compound | | |
| Insert | | |
| Sauce | | |

